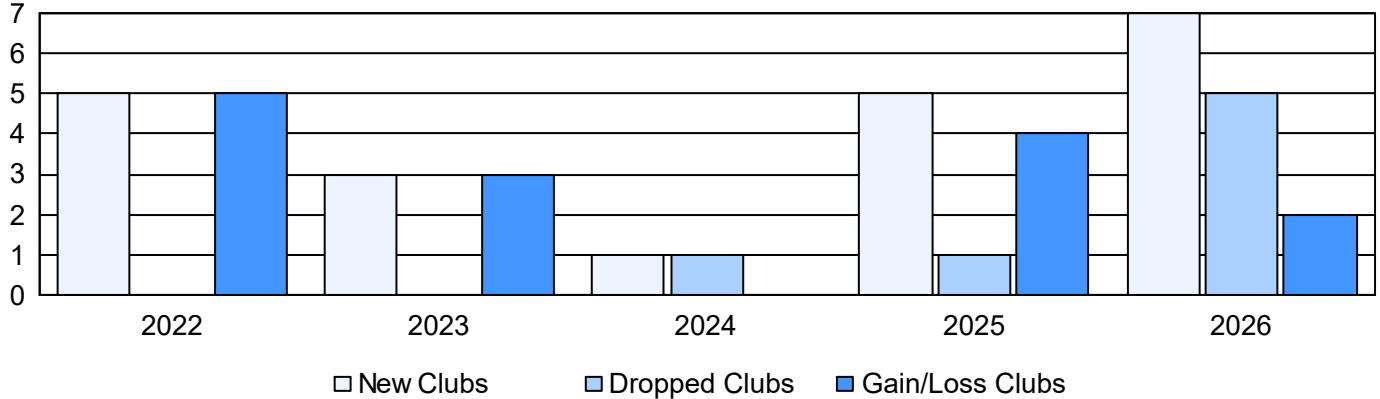
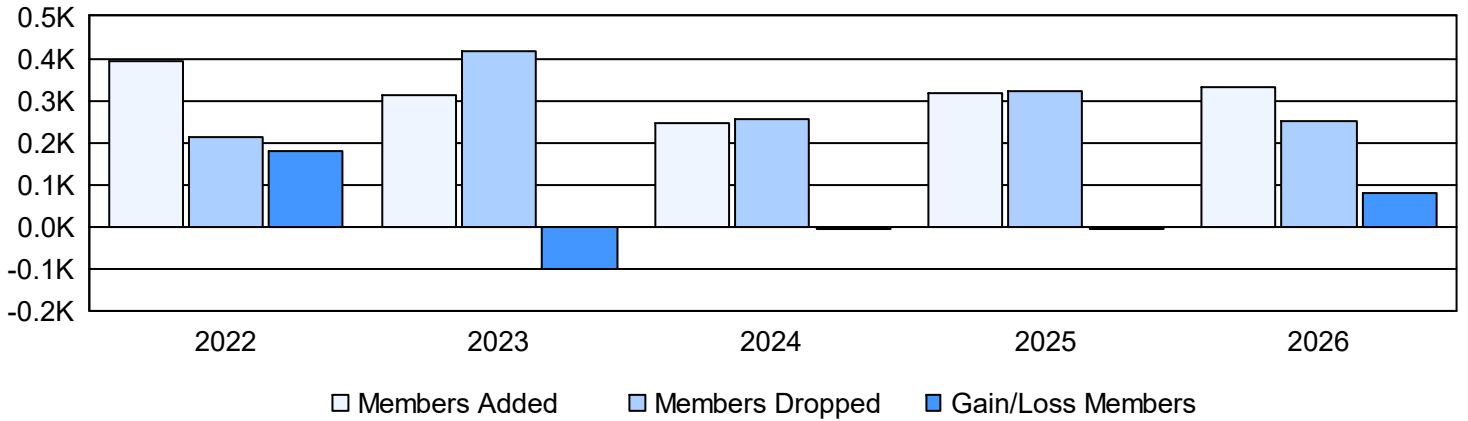


| Year | New Clubs | Dropped Clubs | Gain/ Loss Clubs | New Members | Charter Members | Reinstate Members | Transfer Members | Total Member Added | Total Members Dropped | Gain/ Loss Members |
|----------------|-----------|---------------|------------------|-------------|-----------------|-------------------|------------------|--------------------|-----------------------|--------------------|
| 2021-2022 | 5 | 0 | 5 | 178 | 143 | 66 | 4 | 391 | 213 | 178 |
| 2022-2023 | 3 | 0 | 3 | 180 | 94 | 34 | 6 | 314 | 415 | -101 |
| 2023-2024 | 1 | 1 | 0 | 165 | 40 | 31 | 11 | 247 | 255 | -8 |
| 2024-2025 | 5 | 1 | 4 | 119 | 93 | 87 | 16 | 315 | 322 | -7 |
| 2025-2026 | 7 | 5 | 2 | 91 | 150 | 85 | 4 | 330 | 251 | 79 |
| Average | 4 | 1 | 3 | 147 | 104 | 61 | 8 | 319 | 291 | 28 |

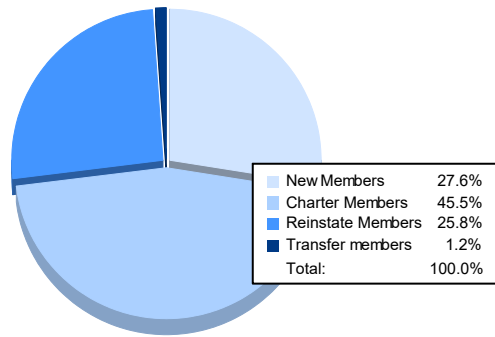
Clubs



Members



Membership Composition May 2026 Cumulative



Gender Composition May 2026 Cumulative

